

EVERYTHING YOU NEED TO KNOW ABOUT APPLYING FOR THE FAFSA & BRIGHT FUTURES



Brought to you by the
Cypress Bay High School College & Career Center



The background of the left side of the image features a close-up, slightly blurred view of several US dollar bills. A \$100 bill is prominent in the foreground, showing the portrait of Benjamin Franklin and the serial number E 67983846 A. Other bills, including a \$20 bill, are visible behind it.

WHAT IS THE FAFSA?

Below the title, there are several white, hand-drawn scribbled lines on the blue background, resembling a signature or a decorative flourish.

If you'd like to receive help paying for college, it all starts with the [Free Application for Federal Student Aid](#), also known as the FAFSA. Financial aid offices at colleges and universities — from community colleges to Ivy League institutions — use the FAFSA to determine eligibility for financial aid, including student loans, grants, scholarships, and federal work-study programs. A completed FAFSA form sets the groundwork for a student's financial aid package and is used to determine the expected family contribution and need-based aid at any given school.

IMPORTANT DATES



**FAFSA
APPLICATION
OPENS**




**LAST DAY FAFSA
IS PROCESSED IN
FLORIDA**

MEETING FINANCIAL AID DEADLINES

Each state and school has its own FAFSA deadline. Check a college's or career school's deadline on its website or by calling its financial aid office. Most state deadlines are at fafsa.gov/deadlines.htm.

I AM NOT A
VS CITIZEN,
DO I
QUALIFY
FOR FAFSA?



Use your cell phone camera's phone to scan
this QR code for additional information on
citizenship and FAFSA!

STEPS TO COMPLETING YOUR FAFSA

Before Starting A FAFSA

1

Get organized.

- Determine your dependency status..
- FAFSA on the web worksheet.
- Search for school codes.
- Students and parents apply for a PIN.
- Check application deadline dates.

Filling Out A FAFSA

2

Fill out the application.

- Fill out your FAFSA.
- Open your saved FAFSA or correction application.
- Sign electronically with your PIN.

FAFSA Follow-Up

3

View your results online.

- Check status of a submitted FAFSA or print signature page.
- Make corrections to a processed FAFSA.
- Add or delete a school code.
- View and print your student aid report.

To apply for financial
aid you will need to
visit

fsaid.ed.gov

and follow these steps:

STEP 1:
CREATE AN FSA ID

1 ENTER AN EMAIL ADDRESS _____
The email address must be unique to each individual. You will not be able to use the same email address for student and parent. DO NOT use high school email accounts.

2 CREATE A USERNAME _____
Must be 6 – 30 characters. Avoid using personal identifiers like your name or birthdate.

3 CREATE A PASSWORD _____
Must be 8 – 30 characters and include three of the following: uppercase letters, lowercase letters, numbers, or special characters. Avoid personal identifiers.

4 COMPLETE YOUR PROFILE
1. Enter your social security number
2. Enter your birthdate
3. Enter your name exactly as it is listed on your social security card
Social Security matches are confirmed within 1 to 3 days. Errors can cause delays.


5 CHALLENGE QUESTIONS & ANSWERS
There are five challenge questions and answers. Select two questions from drop down menus. Create two questions yourself. The last question is an optional 8-digit code.
1. _____ 4. _____
2. _____ 5. _____
3. _____ (optional)

6 VERIFY YOUR EMAIL ADDRESS & MOBILE PHONE NUMBER
FSA will send an email with a code that must be entered to verify your email address. FSA will send a text message with a code used to verify your mobile phone number. Your FSA ID is ready to use!

*Parents without a social security number cannot create an FSA ID; they'll sign the FAFSA by mailing a signature page to the Federal Student Aid Program.

GATHER THIS INFORMATION

The FAFSA asks questions about you and your finances, so have the information below handy.



Social
Security
number



Alien
registration
number



Federal tax
information or
tax returns



Records
of untaxed
income



Cash, savings,
and checking
account
balances



Investments
other than the
home in which
you live

DON'T HAVE ALL YOUR INFO READY YET?

That's okay; you can start the FAFSA,
save it, and come back later to finish it.
(To find out whether you need to report
info about your parents, visit
StudentAid.gov/dependency.)

STEP 2:
COLLECT
NECESSARY
DOCUMENTS

SECTION 1 - STUDENT INFORMATION

After you are online, you can add up to ten colleges on your FAFSA form. The colleges will receive the information from your processed FAFSA form.

Student's Last Name

First Name

Social Security Number

Student Citizenship Status (check one of the following)

- ☐ U.S. citizen (U.S. national) ☐ Neither citizen nor eligible noncitizen
☐ Eligible noncitizen (Enter your Alien Registration Number in the box to the right.)

Your Alien Registration Number

A									
---	--	--	--	--	--	--	--	--	--

Generally, you are an eligible noncitizen if you are:

- A permanent U.S. resident with a Permanent Resident Card (I-551);
- A conditional permanent resident with a Conditional Green Card (I-551C);
- The holder of an Arrival-Departure Record (I-94) from the Department of Homeland Security showing any of the following designations: "Refugee," "Asylum Granted," "Parolee" (I-94 confirms paroled for a minimum of one year and status has not expired), T-Visa holder (T-1, T-2, T-3, etc.) or "Cuban-Haitian Entrant;" or
- The holder of a valid certification or eligibility letter from the Department of Health and Human Services showing a designation of "Victim of human trafficking."

Student Marital Status (check one of the following)

- ☐ Single ☐ Married or remarried ☐ Separated ☐ Divorced or widowed

You will be asked to provide information about your spouse if you are married or remarried.

Selective Service Registration

If you are male and 25 or younger, you can use the FAFSA form to register with the Selective Service System.

What is the highest school parent 1 completed?

- ☐ Middle school/Jr. high ☐ College or beyond
☐ High school ☐ Other/unknown

What is the highest school parent 2 completed?

- ☐ Middle school/Jr. high ☐ College or beyond
☐ High school ☐ Other/unknown

STEP 3:
COMPLETE THE
APPLICATION:
SECTION 1

SECTION 2 - STUDENT DEPENDENCY STATUS

If you can check ANY of the following boxes, you will not have to provide parental information. Skip to page 4.
If you check NONE of the following boxes, you will be asked to provide parental information. Go to the next page.

<input type="checkbox"/> I was born before January 1, 1997	<input type="checkbox"/> I am married	<input type="checkbox"/> I will be working on a master's or doctorate program (e.g., MA, MBA, MD, JD, PhD, EdD, graduate certificate)	
<input type="checkbox"/> I am serving on active duty in the U.S. Armed Forces	<input type="checkbox"/> I am a veteran of the U.S. Armed Forces	<input type="checkbox"/> I now have or will have children for whom I will provide more than half of their support between July 1, 2020 and June 30, 2021	
<input type="checkbox"/> Since I turned age 13, both of my parents were deceased	<input type="checkbox"/> I was in foster care since turning age 13	<input type="checkbox"/> I have dependents (other than children or my spouse) who live with me and I provide more than half of their support	
<input type="checkbox"/> I was a dependent or ward of the court since turning age 13	<input type="checkbox"/> I am currently or I was an emancipated minor	<input type="checkbox"/> I am currently or I was in legal guardianship	<input type="checkbox"/> I am homeless or I am at risk of being homeless

STEP 3:
COMPLETE THE
APPLICATION:
SECTION 2

SECTION 3 - PARENT INFORMATION

Who is considered a parent?

"Parent" refers to a biological or adoptive parent or a person determined by the state to be a parent (for example, if the parent is listed on the birth certificate). Grandparents, foster parents, legal guardians, older siblings, and uncles or aunts are **not** considered parents on this form unless they have legally adopted you. If your legal parents are living and married to each other, answer the questions about both of them. If your legal parents are not married and **live together**, answer the questions about both of them. In case of divorce or separation, give information about the parent you lived with most in the last 12 months. If you did not live with one parent more than the other, give information about the parent who provided you the most financial support during the last 12 months or during the most recent year you received support. If your divorced or widowed parent has remarried, also provide information about your stepparent.

Providing parent 1 information? You will need:

Parent 1 (father/mother/stepparent) Social Security Number

Parent 1 (father/mother/stepparent) name

Parent 1 (father/mother/stepparent) date of birth

☐ Check here if parent 1 is a dislocated worker

Providing parent 2 information? You will need:

Parent 2 (father/mother/stepparent) Social Security Number

Parent 2 (father/mother/stepparent) name

Parent 2 (father/mother/stepparent) date of birth

☐ Check here if parent 2 is a dislocated worker

Did you know?

If your parents file a federal tax return, they may be able to use the IRS Data Retrieval Tool. This tool enables your parents to easily, accurately and securely transfer their tax return information into the FAFSA form.

Did your parents file or will they file a 2018 income tax return?

- ☐ My parents have already completed a tax return
- ☐ My parents will file, but have not yet completed a tax return
- ☐ My parents are not going to file an income tax return

What was your parents' adjusted gross income for 2018?

Skip this question if your parents did not file taxes. Adjusted gross income is on IRS Form 1040—line 7.

\$

The following questions ask about earnings (wages, salaries, tips, etc.) in 2018. Answer the questions whether or not a tax return was filed. This information may be on the W-2 forms or on the IRS Form 1040—line 1 + Schedule 1—lines 12 + 18 + Schedule K-1 (IRS Form 1065)—Box 14 (Code A).

How much did parent 1 (father/mother/stepparent) earn from working in 2018?

\$

How much did parent 2 (father/mother/stepparent) earn from working in 2018?

\$

STEP 3:
COMPLETE THE
APPLICATION:
SECTION 3

In 2018 or 2019, did anyone in your parents' household receive: (Check all that apply.)

- | | |
|---|--|
| <input type="checkbox"/> Medicaid | <input type="checkbox"/> Free or Reduced Price School Lunch |
| <input type="checkbox"/> Supplemental Security Income (SSI) | <input type="checkbox"/> Temporary Assistance for Needy Families (TANF) |
| <input type="checkbox"/> Supplemental Nutrition Assistance Program (SNAP) | <input type="checkbox"/> Special Supplemental Nutrition Program for Women, Infants, and Children (WIC) |

Note: TANF may have a different name in your parents' state. Call 1-800-433-3243 to find out the name of the state's program.

Did your parents have any of the following items in 2018?

Check all that apply. Once online, you may be asked to report amounts paid or received by your parents.

Additional Financial Information

- ☐ American Opportunity Tax Credit or Lifetime Learning Tax Credit
- ☐ Child support paid
- ☐ Taxable earnings from work-study, assistantships or fellowships
- ☐ Taxable college grant and scholarship aid reported to the IRS as income
- ☐ Combat pay or special combat pay
- ☐ Cooperative education program earnings

Untaxed Income

- | | |
|---|---|
| <input type="checkbox"/> Payments to tax-deferred pension and retirement savings plans | <input type="checkbox"/> Housing, food and other living allowances paid to members of the military, clergy and others |
| <input type="checkbox"/> Child support received | <input type="checkbox"/> Veterans noneducation benefits |
| <input type="checkbox"/> IRA deductions and payments to self-employed SEP, SIMPLE and Keogh | <input type="checkbox"/> Other untaxed income not reported, such as workers' compensation or disability benefits |
| <input type="checkbox"/> Tax exempt interest income | |
| <input type="checkbox"/> Untaxed portions of IRA distributions and pensions | |

Your parents may be asked to provide more information about their assets.

Your parents may need to report the net worth of their current businesses and/or investment farms.

SECTION 4 - STUDENT INFORMATION

Did you know?

If you file a federal tax return, you may be able to use the IRS Data Retrieval Tool. This tool enables you to easily, accurately and securely transfer your tax information into the FAFSA form.

Did you file or will you file a 2018 income tax return?

- ☐ I have already completed my tax return
- ☐ I will file, but I have not completed my tax return
- ☐ I'm not going to file an income tax return

What was your (and spouse's) adjusted gross income for 2018?

Skip this question if you or your spouse did not file taxes. Adjusted gross income is on IRS Form 1040—line 7.

\$

The following questions ask about earnings (wages, salaries, tips, etc.) in 2018. Answer the questions whether or not a tax return was filed. This information may be on the W-2 forms or on the IRS Form 1040—line 1 + Schedule 1—lines 12 + 18 + Schedule K-1 (IRS Form 1065)—Box 14 (Code A).

How much did you earn from working in 2018?

- ☐ Check here if you are a dislocated worker

\$

How much did your spouse earn from working in 2018?

- ☐ Check here if your spouse is a dislocated worker

\$

In 2018 or 2019, did anyone in your household receive: (Check all that apply.)

- ☐ Medicaid
- ☐ Supplemental Security Income (SSI)
- ☐ Supplemental Nutrition Assistance Program (SNAP)
- ☐ Free or Reduced Price School Lunch
- ☐ Temporary Assistance for Needy Families (TANF)
- ☐ Special Supplemental Nutrition Program for Women, Infants, and Children (WIC)

Note: TANF may have a different name in your state. Call 1-800-433-3243 to find out the name of the state's program.

Did you or your spouse have any of the following items in 2018?

Check all that apply. Once online, you may be asked to report amounts paid or received.

Additional Financial Information


- ☐ American Opportunity Tax Credit or Lifetime Learning Tax Credit
- ☐ Child support paid
- ☐ Taxable earnings from work-study, assistantships or fellowships
- ☐ Taxable college grant and scholarship aid reported to the IRS as income
- ☐ Combat pay or special combat pay
- ☐ Cooperative education program earnings

Untaxed Income

- ☐ Payments to tax-deferred pension and retirement savings plans
- ☐ Child support received
- ☐ IRA deductions and payments to self-employed SEP, SIMPLE and Keogh
- ☐ Tax exempt interest income
- ☐ Untaxed portions of IRA distributions and pensions
- ☐ Housing, food and other living allowances paid to members of the military, clergy and others
- ☐ Veterans noneducation benefits
- ☐ Other untaxed income not reported, such as workers' compensation or disability benefits
- ☐ Money received or paid on your behalf

STEP 3:
COMPLETE THE
APPLICATION:
SECTION 4

ONCE ALL STEPS
ARE COMPLETED
SUBMIT YOUR
APPLICATION!



SUBMISSION OPTIONS



Electronic form
(fill out at fafsa.gov)



Mail-in application (download PDF
at fafsa.gov or request a printed PDF
by calling us at 1-800-433-3243)

PROCESSING THE FAFSA



PROCESS TIMELINE

You'll receive an e-mail within a few days, letting you know your FAFSA was processed.

Your college or career school might request additional information from you. Make sure you respond by any deadlines.

FIRST-TIME APPLICANTS

You'll receive an aid offer from each college or career school you applied to and listed on your FAFSA, stating the amount of aid you could receive at the school.

Review and compare your offers, and decide which school to attend based on the school's net cost and how well the school suits your needs.

RENEWAL APPLICANTS

You'll receive an aid offer from your school stating the amount of aid you could receive at the school.


RECEIVING FINANCIAL AID

Formally accept the school's aid offer - and remember, if you're offered student loans, borrow only as much as you really need.

Your school will handle your aid. Ask the financial aid office when and how your aid will be paid out, what it'll cover, and how much (if any) money will come directly to you once tuition and fees are paid.

Get free assistance and answers at fafsa.gov or 1-800-4-FED-AID (1-800-433-3243).





Use your cell phone camera's phone to scan this QR code for additional information!

NEED HELP
COMPLETING YOUR
FAFSA?

Get free assistance and answers
at fafsa.gov or 1-800-4-FED-AID
(1-800-433-3243).

APPLYING FOR FLORIDA BRIGHT FUTURES SCHOLARSHIP



The background of the slide is a collage of various US dollar bills, including one-dollar and five-dollar bills, arranged in a layered, overlapping fashion. The bills are shown in different orientations, creating a textured, financial-themed backdrop.

What is the
Florida Bright Futures
Scholarship?

The Florida Bright Futures
Scholarship Program establishes
lottery-funded scholarships to
reward Florida high school graduates
for high academic achievements.
Eligible applicants can receive either
75% or 100% tuition support.

ELIGIBILITY REQUIREMENTS

Type	16 High School Course Credits ¹	High School Weighted Bright Futures GPA	College Entrance Exams by High School Graduation Year (ACT [®] /SAT [®])	Service Hours
FAS	4 - English <i>(three must include substantial writing)</i> 4 - Mathematics <i>(at or above the Algebra I level)</i> 3 - Natural Science <i>(two must have substantial laboratory)</i>	3.50	2020-21 Graduates: 29/1330 2021-22 Graduates: 29/1330	100 hours
FMS	3 - Social Science 2 - World Language <i>(sequential, in same language)</i>	3.00	2020-21 Graduates: 25/1210 2021-22 Graduates: 25/1210	75 hours

FAS= Florida Academic Scholars

FMS= Florida Medallion Scholars

OTHER WAYS TO QUALIFY

Merit Recognition Program	College Entrance Exams by High School Graduation Year (ACT®/SAT®)		Service Hours	Bright Futures Award
	2020-21	2021-22		
National Merit® Finalists and Scholars			100 hours	FAS
			75 hours	FMS
National Hispanic Scholars			100 hours	FAS
			75 hours	FMS
Advanced International Certificate of Education (AICE) - Diploma			100 hours	FAS
			75 hours	FMS
International Baccalaureate (IB) - Diploma			100 hours	FAS
			75 hours	FMS
AICE - Curriculum	29/1330	29/1330	100 hours	FAS
	25/1210	25/1210	75 hours	FMS
International Baccalaureate (IB) - Curriculum	29/1330	29/1330	100 hours	FAS
	25/1210	25/1210	75 hours	FMS

FAS= Florida Academic Scholars

FMS= Florida Medallion Scholars

IMPORTANT DATES



**BRIGHT FUTURES
APPLICATION
OPENS**



**You MUST
complete your
application by
your graduation
date to be
eligible!**



Florida Academic Scholars (FAS) will receive an award to cover 100% of tuition and applicable fees and \$300 for both fall and spring semesters for additional educational expenses. Students attending a public institution will have tuition and applicable fees covered. Students attending a nonpublic institution will receive a comparable amount as noted in the Private Award Chart. FAS students can receive an award during the summer sessions to cover tuition and applicable fees, beginning with the 2018 summer term.

Florida Medallion Scholars (FMS) will receive an award to cover 75% of tuition and applicable fees. Students attending a public institution will have tuition and applicable fees covered. Students attending a nonpublic institution will receive a comparable amount as noted in the Private Award Chart. FMS students can receive an award during the summer sessions to cover tuition and applicable fees, beginning with the 2019 summer term.

The applicable fees for both FAS and FMS include activity and service fee, health fee, athletic fee, financial aid fee, capital improvement for campus access/transportation fee, technology fee and tuition differential fee.

DIFFERENCES BETWEEN FAS
AND FMS

STEPS TO APPLY FOR BRIGHT FUTURES



STEP

1

Go to www.FloridaStudentFinancialAidsg.org/SAPBFMAIN/SAPBFMAIN to find out how to qualify for a Bright Futures Scholarship.

STEP

2

Go to www.FloridaStudentFinancialAidsg.org and submit a completed, error-free Initial Student Florida Financial Aid Application (FFAA) during your last year of high school, by graduation.

STEP

3

Make the grade, earn the score...and graduate! The Florida Bright Futures Scholarship Program is created to establish a lottery-funded scholarship program to reward any Florida high school graduate who merits recognition of high academic achievement. The graduate must enroll in a degree program, certificate program or applied technology program at an eligible Florida public or private postsecondary education institution.

STEP

4

Know your responsibilities...apply, meet the requirements before graduation and throughout your college career. (Requirements are subject to change with each Florida Legislative session.)

INTERESTED IN
MORE
INFORMATION
ABOUT BRIGHT
FUTURES?



Use your cell phone camera's phone to scan this QR
code for additional information!



**EMAIL
DR. KRISTINA TAYLOR
FOR PERSONALIZED
ASSISTANCE!**



**WE ARE HERE TO
SUPPORT YOU!**

KRISTINA.TAYLOR@BROWARDSCHOOLS.COM